

## Steps to be followed

The image shows a registration form titled "Create Your Account" with the following fields and callouts:

- Name:** A text input field with a callout box: "Enter the Applicant's Name".
- Admission For:** A dropdown menu with "Select" and a downward arrow, with a callout box: "Select Bachelor Degree".
- Email:** A text input field with a callout box: "Provide genuine E-mail ID of the Applicant".
- Password:** A text input field with a callout box: "Enter password".
- Confirm Password:** A text input field.
- Register Now:** A blue button with a callout box: "After filling up the required details click on Register Now".
- Or:** A separator line with the word "Or" in the center.
- Already have an account?:** A link with a callout box: "After filling up the required details click on Register Now".
- Login to Your Account:** A purple button.

After registration login into your account using your email and password

After logging in the Admission Portal, fill up the following details:


1. Applicant Details
2. Academic Information
3. Upload required Documents (Maximum Size 1 Mb)
4. Click on apply now
  - i. Select your **“Major”**
  - ii. Select your **“Minor”**
  - iii. Select your **“Shift”**
  - iv. Click on **“Continue to Payment”**

In the payment confirmation:

1. Check the detail in the “**Student Information**”
2. **Proceed to Payment**
3. Select the **Payment mode**, click on “**Pay Now**”

Confirmation of application

1. After screening of your application, if selected, a confirmation E-mail will be sent to your registered E-mail ID. Please check your E-mail.



**Congratulations!**  
You've been admitted to Lady Keane College

Dear **Test Ksanbok Makdoh**,

We are delighted to inform you that you have been **admitted** to **Lady Keane College** for the upcoming academic year.  
Please review your program details and the next steps below to get started on your journey with us.

**Program Details**

Major:	Zoology
Shift:	Day

**Next Steps**

Log in to your student portal to complete your enrollment and **pay the admission fee** to confirm your admission at <https://ladykeaneadmission.in>.

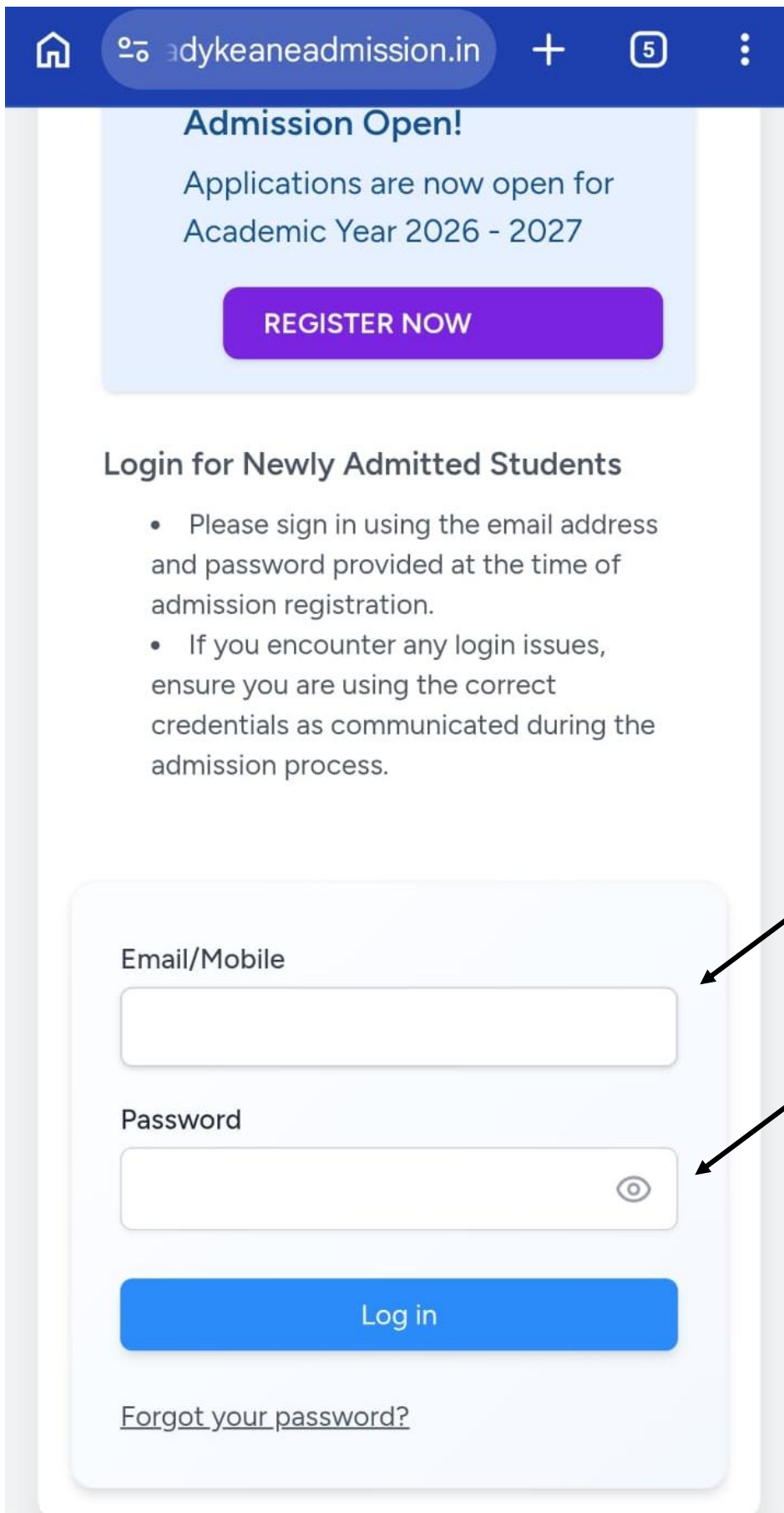
**Important:** Your seat is **provisionally allotted**. If you do not pay the admission fee within **24 hours** of this email, your seat will be **cancelled** and offered to the next candidate in the list.

**Login Credentials**

Use the username and password you created during the application process to access the portal.

[Access Your Student Portal](#)

2. In the E-mail, payment link will be sent (as shown above). Click on the link to complete the Fee Payment.
3. Login with your registered E-mail ID and Password in the section shown below:



The screenshot shows a mobile browser interface for the website 'adykeaneadmission.in'. At the top, there is a dark blue header with a home icon, the website name, a plus sign, a notification icon with the number '5', and a menu icon. Below the header, a light blue banner contains the text 'Admission Open!' and 'Applications are now open for Academic Year 2026 - 2027', with a prominent purple 'REGISTER NOW' button. Underneath, a section titled 'Login for Newly Admitted Students' includes two bullet points: 'Please sign in using the email address and password provided at the time of admission registration.' and 'If you encounter any login issues, ensure you are using the correct credentials as communicated during the admission process.' The login form consists of two input fields: 'Email/Mobile' and 'Password'. The 'Password' field has a toggle icon (an eye) to its right. Below the fields is a blue 'Log in' button. At the bottom of the form, there is a link that says 'Forgot your password?'.

adykeaneadmission.in

## Admission Open!

Applications are now open for  
Academic Year 2026 - 2027

**REGISTER NOW**

### Login for Newly Admitted Students

- Please sign in using the email address and password provided at the time of admission registration.
- If you encounter any login issues, ensure you are using the correct credentials as communicated during the admission process.

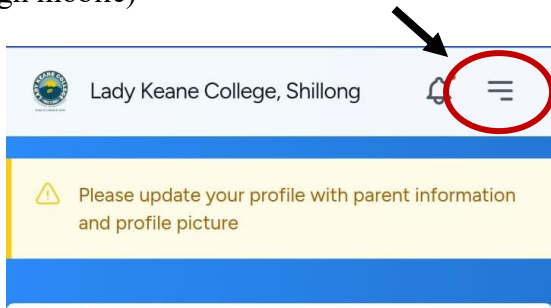
Email/Mobile

Password

**Log in**


[Forgot your password?](#)

4. After logging in your Profile, click on the **three lines to the Right of your Screen** (for those who login through mobile)



### Step 2 of 2: Edit Profile

📷 Upload a clear profile photo. This will appear on your ID card and exam forms.



📷 Upload Photo  
JPG/PNG recommended.

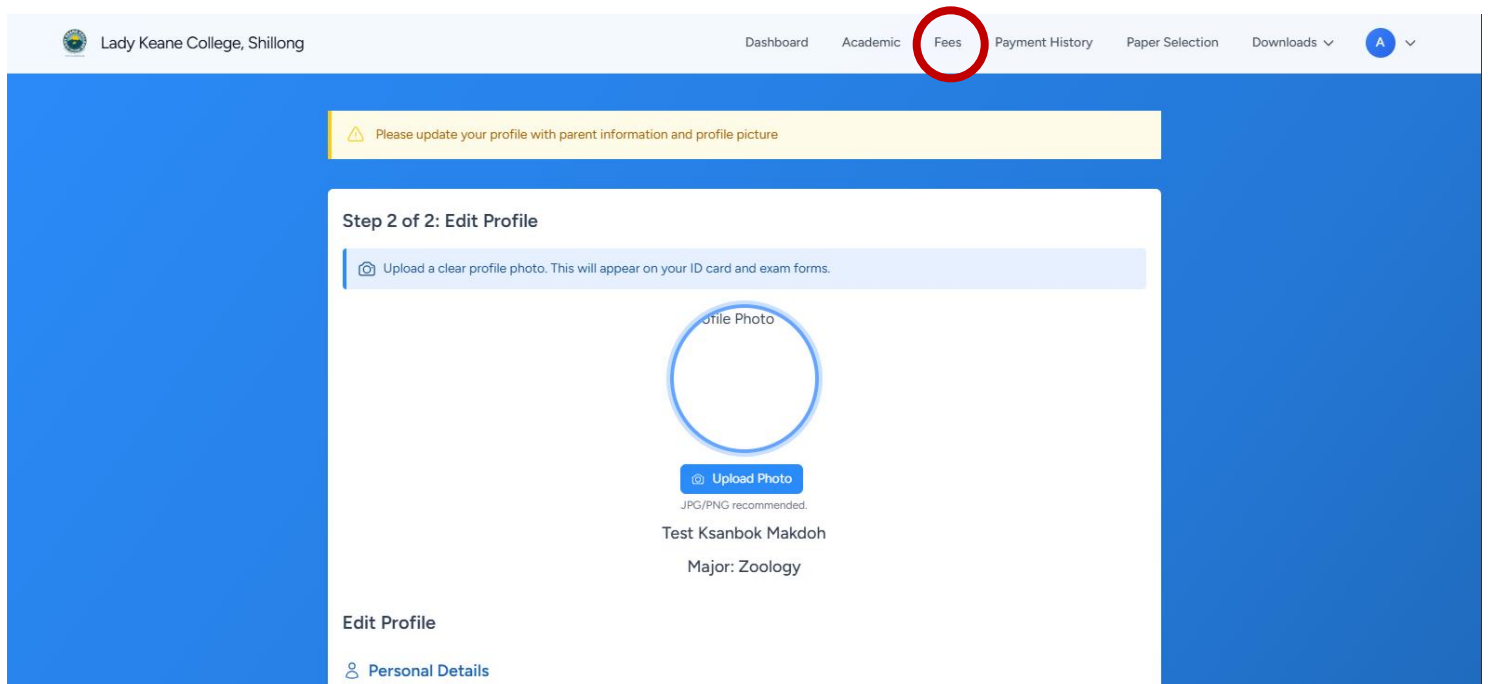
Test Ksanbok Makdoh

Major: Zoology

Edit Profile

👤 Personal Details

Click on **“Fees”** at the top of the screen (for those who login through PC)



5. Select “Pay Fees” from the drop down box

Dashboard

Academic

Update Honours

**Pay Fees**

Download Exam Form

Payment History

Announcements

Calendar

---


Profile

Change Password

Logout

---

**Edit Profile**

 **Personal Details**

6. Click on “College Fees”


The screenshot shows a mobile web browser interface for Lady Keane College. At the top, the address bar displays 'ladykeaneadmission.in'. Below the browser header, the college's logo and name 'Lady Keane College, Shillong' are visible, along with a notification bell and a menu icon. The main content area is titled 'Select Fee Type' and indicates it is 'Step 2 of 5'. A progress bar shows five steps, with step 2 being the active one. Below the progress bar, a light blue box contains the instruction: 'Please select the type of fees to pay'. Two options are presented in rounded rectangular boxes: 'Exam Fees' (with a blue circle containing the letter 'E') and 'College Fees' (with a blue circle containing the letter 'O'). The 'College Fees' option is selected, as indicated by the filled circle and the text 'All other applicable fees' below it. At the bottom of the form, there is a '← Previous' button.

7. Click on “Semester I”



The screenshot shows a mobile web browser interface for the Lady Keane College admission portal. At the top, the browser address bar displays 'ladykeaneadmission.in'. Below the browser bar, the page header includes the Lady Keane College logo and the text 'Lady Keane College, Shillong'. A notification bell icon and a menu icon are also present in the header.

The main content area is titled 'Select Semester' and indicates 'Step 3 of 5' in a blue progress bar. Below the progress bar, a horizontal line shows the current step (3) highlighted in blue, with steps 1, 2, 4, and 5 shown in grey. Below the progress bar, a light blue box contains the text 'Please select a semester to pay fees for'. Below this box, a white rounded rectangle contains the text 'Semester 1'. At the bottom of the form, there is a blue link with a left-pointing arrow and the text 'Previous Step'.

8. Click on “1<sup>st</sup> Instalment” or “2<sup>nd</sup> Instalment” or “Full Payment”. Then click on “Next Step”



Lady Keane College, Shillong



### Payment Confirmation

Step 4 of 5

1 2 3 4 5

Please select the fees you want to pay

Test Ksanbok Makdoh  
Zoology D

You can pay Full Tuition Fee (Full Installment) or Partial Tuition Fee (1st Installment, 2nd Installment etc)

FEE	AMOUNT	DUE
<input type="radio"/> 1st Installment	11,350.00	30-C
<input type="radio"/> 2nd Installment	15,150.00	30-1
<input type="radio"/> Full Payment	26,500.00	30-C

Total: 0.00

[← Previous Step](#) [→ Next Step](#)

9. Select “Online Payment” then click “Continue Payment”



Lady Keane College, Shillong



Major

Zoology D

Semester

1

## Selected Fees

FEE

AMOUNT

1st Installment

11,350.00

Total

11,350.00

## Payment Method



Challan Payment

Pay at college counter



Online Payment

Pay using credit/debit card



← Previous Step



Continue  
Payment