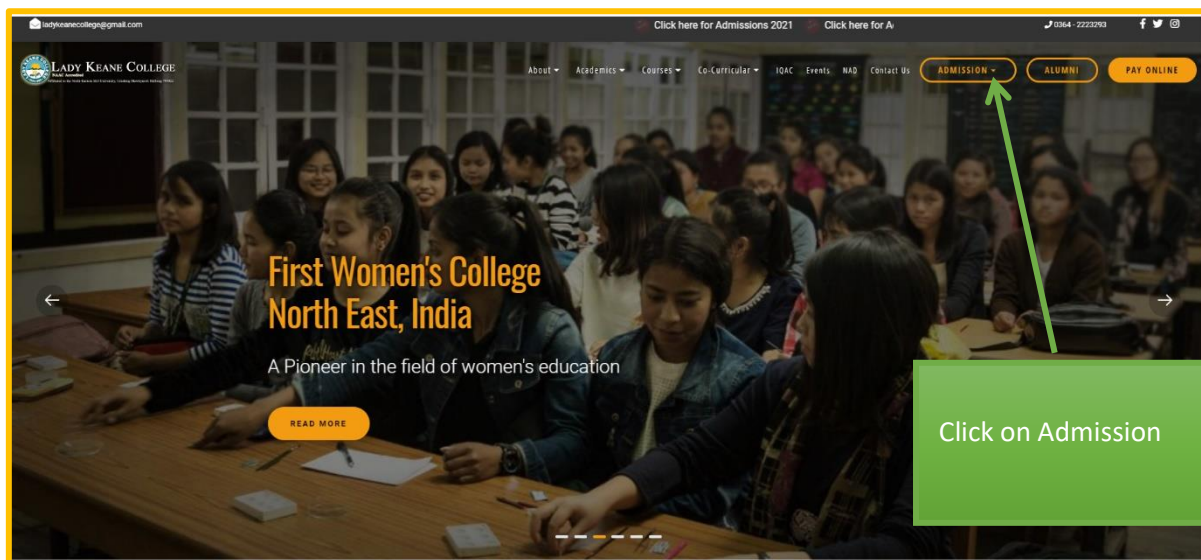
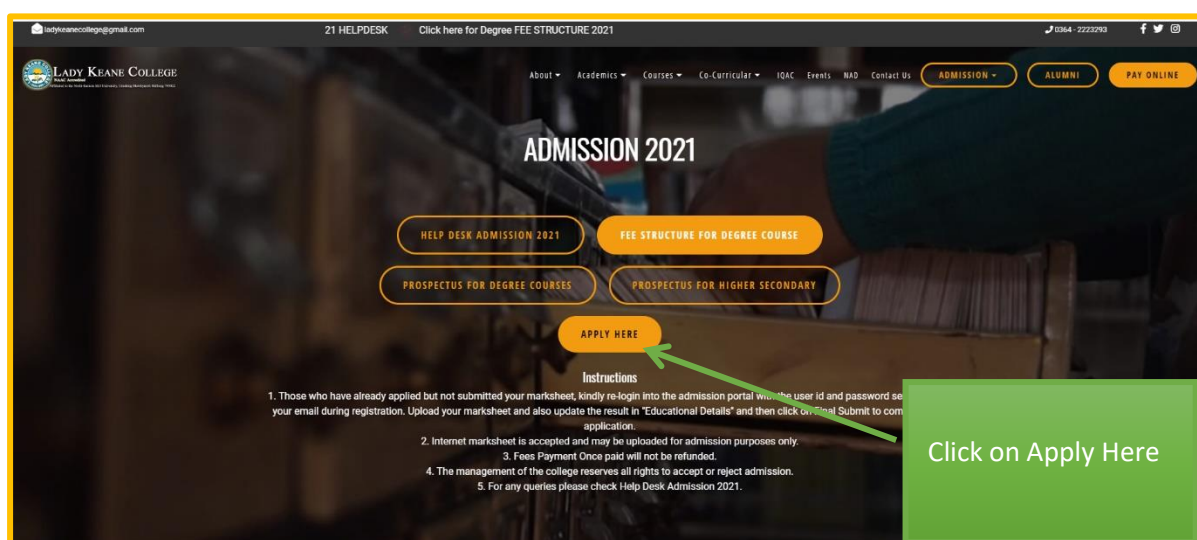


Instructions for filling the online Application Form

Step 1:



Step 2:



Step 3:

Login

Email

Password

LOGIN

Forgot your password? Reset here

Register

Full Name

Email

Phone No

REGISTER

INSTRUCTIONS

A. Please provide your personal email ID. If you don't have, kindly create one before registration.

B. Please provide valid phone number for future communication.

C. Once you have successfully registered, your username and password will be sent to your registered email ID for login purposes.

First Click on Register

After registration Click on Apply

1. Register by entering your Name, Valid email address and Phone number and Click on Register button.
2. User name and Password will be sent to your email.
3. Login using your registered email and password received in your mail.

Step 4:

Step 4:

Select Degree / Higher Secondary Course

Application Details

Name: MH
Application ID: LKCADM202100727
Date of Application: 2021-07-30
Email: sayeedmainul@gmail.com
Phone: 1111111111

Course Details

Please Select Course

Instructions:

1. You can apply to multiple courses by clicking on "Select Course"

2. Please note you cannot select course after final submission.

SELECT COURSE

Personal/Educational Details

Applicant's Info Parent's Info Bank Info Educational Info

Click on Select Course

Step 5:

The screenshot shows the 'Apply to course' modal with the following options:

- ☐ Class XI
- ☒ Degree
 - ☐ BCA
 - ☐ BSC
 - ☐ BA
 - ☐ BTM

Buttons: CLOSE, APPLY

Select Course and Click Apply

The background shows the 'Please Select Course' section with instructions and a 'SELECT COURSE' button. Below it is the 'Personal/Educational Details' section with tabs for Applicant's Info, Parent's Info, Bank Info, and Educational Info.

Step 6:

Step 6: Fill in your personal Details and Click on Save

The screenshot shows the 'Personal/Educational Details' form with the following sections:

- Applicant's Particulars**
 - Full Name: MH
 - Email: sayedmairul@gmail.com
 - Phone No: 1111111111
 - Alternate Phone No:
 - Religion: Select Religion
 - Community: Community
 - Caste/Category: Select Category
 - Date of Birth: 2021-07-30
- Applicant's Address**
 - Country/Nationality: Select Nation
 - State: Select State
 - City:
 - Pin:
 - Present Address:
 - Permanent Address:
- Area you belong is:** Urban Rural
- Do you belong to a BPL Family:** Yes No
- Do you have any disabilities:** Yes No
- Proficiency in sports, extra-curricular activities:

Step 7:

Email: sayedmainul@gmail.com
 Phone No: 1111111111
 Alternate Phone No:
 Religion: Select Religion
 Community: Community
 Cast/Category: Select Category
 Date of Birth: 2021-07-30
Applicant's Address
 Country/Nationality: Select Nation
 State: Select State
 City:
 Pin:
 Present Address:
 Permanent Address:
 Area you belong is : ☐ Urban ☐ Rural
 Do you belong to a BPL Family : ☐ Yes ☒ No
 Do you have any disabilities : ☐ Yes ☒ No
 Proficiency in sports, extra-curricular activities:
 SAVE

Click on Save

Step 8:

Step 8: Fill in Parent's/ Guardian's Details and Click on Save
 Personal/Educational Details
 Applicant's Info Parent's Info Bank Info Educational Info
Parent's / Guardian's Particulars
 Father's Name: Mother's Name: Name of Local Guardian:
 Father's Occupation: Mother's Occupation:
 Phone Number: Who's Phone No. Please Select:
 Guardian's Address:
 SAVE

Click on Save

Step 9:

Step 9: Fill in your Bank Details and click on Save
 Personal/Educational Details
 Applicant's Info Parent's Info Bank Info Educational Info
Bank Account Details
 Bank Name: Branch Name:
 Account Number: IFSC Code:
 SAVE

Click on Save

Note:

- This information is collected for scholarship purposes
- If you do not have your bank details currently, Kindly fill "to be given later" in all the boxes

Step 10:

Step 10: Upload your Photograph/ Marks sheets (Internet Marksheet) of class X/XII

Documents

Passport Size Photo
Upload Document

Class X Mark Sheet
Upload Document

Class XII Mark Sheet
Upload Document

Instructions:

1. In case you cannot provide the necessary documents at present, please click on the 'logout' button. However, your form details have been saved.
2. For completing the admission process, your documents are mandatory. Please upload all the documents once you have them by re-login into the portal and also to update the Result in 'Educational Details' and then click on 'Final Submit'.
3. On clicking 'Final Submit' no changes can be made. Kindly check your details before final submission.

FINAL SUBMIT

Upload Documents

Step 11:

Step 11: Check the filled in details before clicking on confirm button

Documents

VIEW
Passport Size Photo
Upload Document

VIEW
Class X Mark Sheet
Upload Document

VIEW
Class XII Mark Sheet
Upload Document

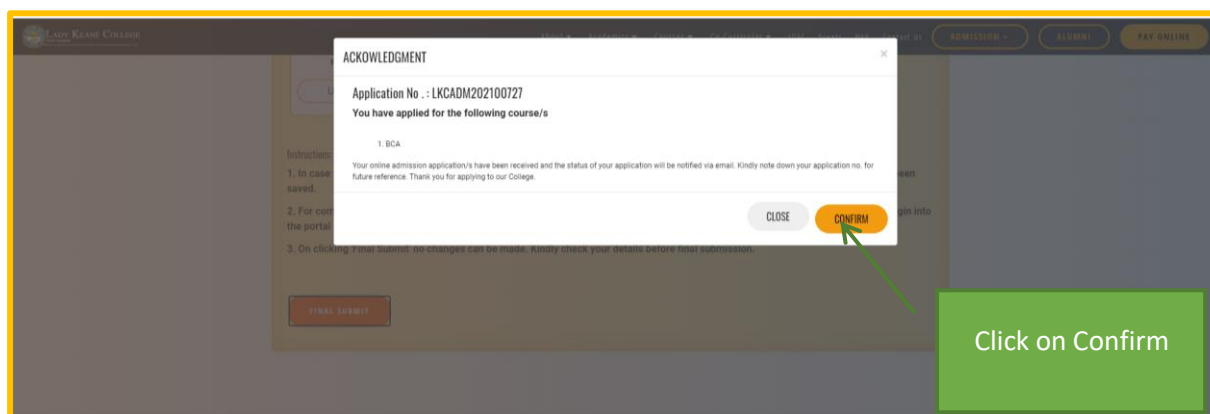
Instructions:

1. In case you cannot provide the necessary documents at present, please click on the 'logout' button. However, your form details have been saved.
2. For completing the admission process, your documents are mandatory. Please upload all the documents once you have them by re-login into the portal and also to update the Result in 'Educational Details' and then click on 'Final Submit'.
3. On clicking 'Final Submit' no changes can be made. Kindly check your details before final submission.

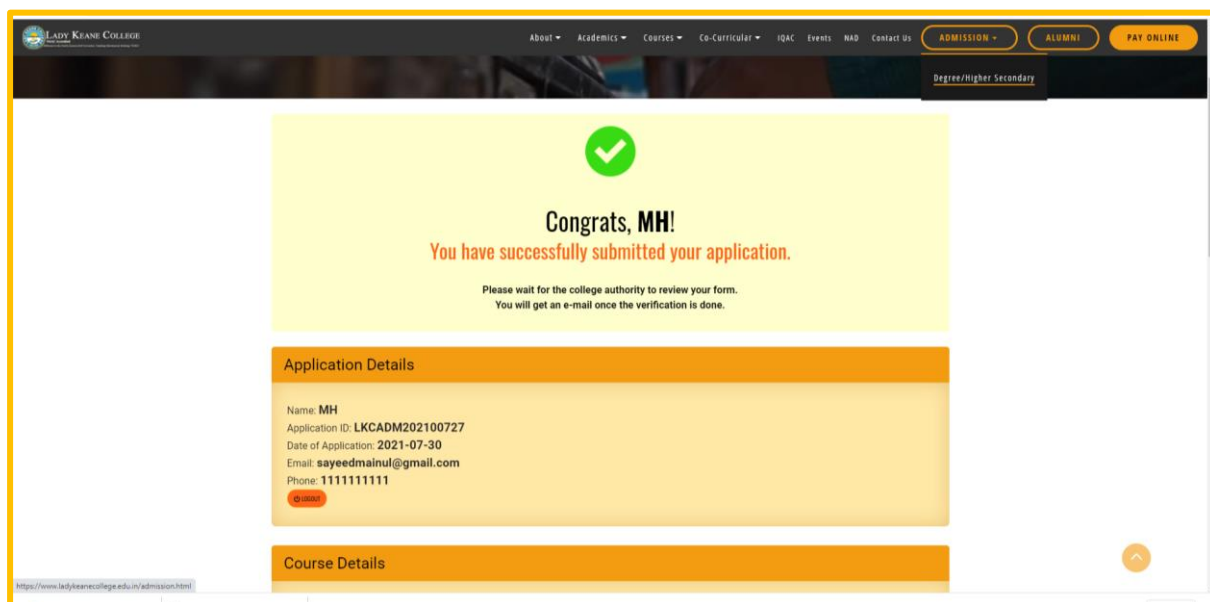
FINAL SUBMIT

Click on Final Submit

Step 12:

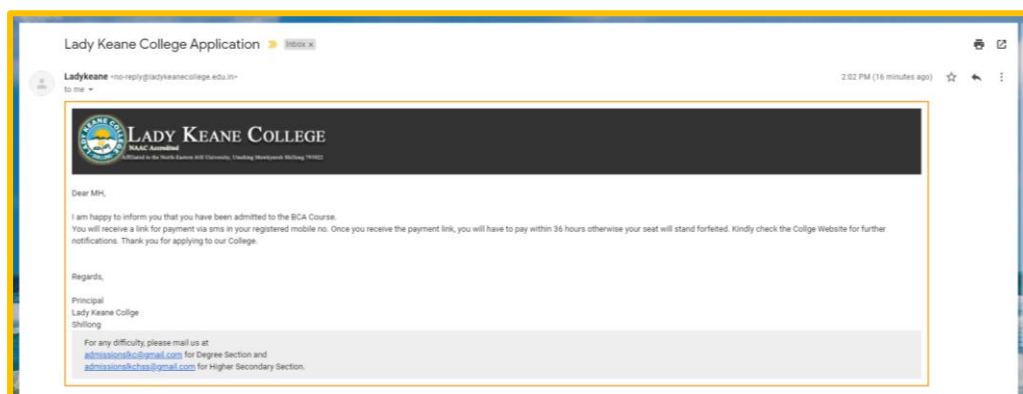


On successful submission a confirmation message will be displayed

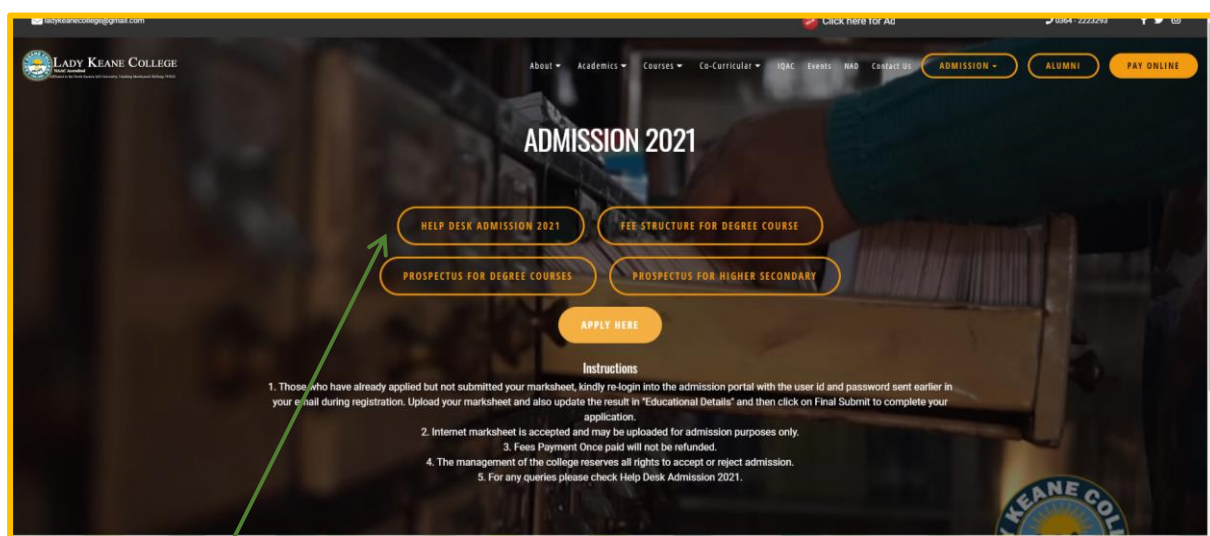


Once your application form is accepted a confirmation message will be sent to your mail with payment link. Kindly proceed the process by clicking on the link.

LADY KEANE COLLEGE (ADMISSION 2021)



Note: For any assistant kindly check help desk support



Click on Help
Desk Admission
2021